

Spouting And Accessories

GALVANIZED SPOUTING IN 20' & 40' LENGTHS



GALVANIZED ELBOWS



Size	Gauge	22 ¹ / ₂ ° Elbow Section	45° 2 Piece Elbow	67 ¹ / ₂ ° 3 Piece Elbow
4"	10 ga. galv.			
6"	10 ga. galv.			
8"	10 ga. galv.			
8"	7 ga. galv.			
8"	1/4" wall galv.			
10"	10 ga. galv.			
10"	7 ga. galv.			
10"	1/4" wall galv.			
12"	10 ga. galv.			
12"	7 ga. galv.			
12"	1/4" wall galv.			
14"	10 ga. galv.			
14"	7 ga. galv.			
14"	1/4" wall galv.			

Size	Price Per Foot
4" 14 gauge
5" 14 gauge
6" 14 gauge
6" 12 gauge
7" 12 gauge
8" 14 gauge
8" 12 gauge
8" 11 gauge
8" 10 gauge
8" 7 gauge
10" 12 gauge
10" 11 gauge
10" 10 gauge
10" 7 gauge
12" 10 gauge
12" 7 gauge
14" 10 gauge
14" 7 gauge

GALVANIZED FLANGE RINGS, PUNCHED



SIZE	PRICE
4", 6" & 8" ..	
10"	
12"	
14"	
16"	
18"	
20"	

GALVANIZED TWO PIECE CLAMP BANDS



SIZE	PRICE
3", 4", 5" & 6"	
8	
10"	
12"	
14"	
16"	

GALVANIZED SQUARE TO ROUNDS, 10 GA.



SIZE	PRICE
4" & 6"	
8"	
10"	
12"	
14"	

GALVANIZED SPOUT WELDING SLEEVE



SIZE	PRICE
6" x 24", 12 ga. ..	
8" x 24", 12 ga. ..	
10" x 24", 12 ga. ..	
12" x 24", 12 ga. ..	
14" x 24", 10 ga. ..	

GALVANIZED TWO WAY VALVES Y STYLE, 10 GAUGE



Size	Round In Round Out	Square In Square Out
4"		
6"		
8"		
10"		
12"		
14"		

GALVANIZED TWO WAY VALVES OFFSET, 10 GAUGE



Size	Round In Round Out	Square In Square Out
4"		
6"		
8"		
10"		
12"		
14"		

GALVANIZED THREE WAY VALVES PAN STYLE, 10 GAUGE



Size	Round In Round Out	Square In Square Out
4"		
6"		
8"		
10"		
12"		
14"		

GALVANIZED INLET, ROUND TO SQUARE



SIZE	PRICE
4", 6" & 8" ..	
10"	
12"	
14"	

Available on 20 ft. long

ELBOWS

4" Elbows have 1" flanges. 6", 8", and 10" elbows have 1-1/4" flanges. 12" through 24" elbows have 1-1/2" flanges. Galvanized elbows are cadmium zinc plated. All urethane lined elbows are 10 gauge construction. Custom elbows available.



Size	Gauge	22 1/2° Elbow Section	45° 2 Piece Elbow	67 1/2° 3 Piece Elbow
4"	10			
4"	10 ga. galv.			
6"	10			
6"	10			
6"	10 ga. galv.			
6"	7			
6"	Urethane lined			
8"	10			
8"	10 ga. galv.			
8"	7			
8"	7 ga. galv.			
8"	1/4" wall			
8"	1/4" wall galv.			
8"	Urethane lined			
8"	Urethane lined galv.			
10"	10			
10"	10 ga. galv.			
10"	7			
10"	7 ga. galv.			
10"	1/4" wall			
10"	1/4" wall galv.			
10"	Urethane lined			
10"	Urethane lined galv.			
12"	10			
12"	10 ga. galv.			
12"	7			
12"	7 ga. galv.			
12"	1/4" wall			
12"	1/4" wall galv.			
12"	Urethane lined			
12"	Urethane lined galv.			
14"	10			
14"	10 ga. galv.			
14"	7			
14"	7 ga. galv.			
14"	1/4" wall			
14"	1/4" wall galv.			
14"	Urethane lined			
14"	Urethane lined galv.			
16"	10			
16"	7			
16"	1/4" wall			
16"	Urethane lined			
18"	7			
18"	1/4" wall			
18"	Urethane lined			
20"	7			
20"	1/4" wall			
20"	Urethane lined			
24"	7			
24"	1/4" wall			
24"	Urethane lined			
STAINLESS STEEL ELBOWS				
6"	10 ga.			
8"	10			
10"	10			
12"	10			
14"	10			
PIPE SIZE ELBOWS				
6 5/8"	7 ga.			
8 5/8"	7			
10 3/4"	7			
12 3/4"	7			

ANGLE IRON FLANGE RINGS

NATIONAL STANDARD PUNCH
 Specifications page 30



SIZE	PRICE	SIZE	PRICE
3", 4", & 5"		21" & 22"	
6", 7", & 8"		23" & 24"	
8" 3/16ths		26" thru 30"	
9" & 10"		32" thru 38"	
10" 3/16ths		40" thru 48"	
11" & 12"		50" thru 60"	
13" & 14"		62" thru 72"	
15" & 16"		84"	
17" & 18"		96"	
19" & 20"			

STAINLESS STEEL ANGLE IRON FLANGE RINGS

SIZE	PRICE	SIZE	PRICE
4"		14"	
6"		16"	
8"		18"	
10"		20"	
12"		24"	

PIPE SIZE ANGLE RINGS OR FLAT FLANGES

SIZE	PRICE	SIZE	PRICE
6 5/8"		10 3/4"	
8 5/8"		12 3/4"	

TWO PIECE CLAMP BANDS



Clamp bands through 20" are zinc plated after forming to cover all surfaces and edges and are punched with square holes for easy tightening of carriage bolts.

SIZE	PRICE
4", 5", 6"	
7"	
8"	
9"	
10"	
11"	
12"	
13"	
14"	
16"	
18"	
20"	



15", 17", 19", 21", 22", 23", 24"
 Primed gray.

STAINLESS STEEL TWO PIECE CLAMP BANDS




SIZE	PRICE	SIZE	PRICE
4", 5", 6", 8"		12"	
10"		14"	

PIPE SIZE TWO PIECE CLAMP BANDS


SIZE	PRICE	SIZE	PRICE
6 5/8"		10 3/4"	
8 5/8"		12 3/4"	

SQUARE TO ROUNDS & SQUARE TO SQUARES, SQUARE 45 DEGREE WEDGES



Specifications page 30

	Size	10 ga.	7 ga.	Urethane Lined
 Square to Round	4" to 4"			
	6" to 6"			
	8" to 4"			
	8" to 8"			
	8" to 8"			
 Square to Square	10" to 10"			
	10" to 8"			
	10" to 8"			
	12" to 12"			
	12" to 10"			
	12" to 8"			
	14" to 14"			
	14" to 12"			
	14" to 10"			
	16" to 18"			
 Square 45 degree wedge. Use with valve for level outlet.	16" to 14"			
	16" to 12"			
	16" to 10"			
	18" to 18"			
	18" to 18"			
	18" to 14"			
	20" to 20"			
	20" to 18"			
	20" to 18"			
	24" to 24"			
24" to 22"				
24" to 20"				

INLET, ROUND TO SQUARE

	Standard	Premium
	4", 6" & 8"	
	10"	
	12"	
	14"	
	16"	
	18"	
	20"	
24"		

ROUND TO ROUND REDUCERS

	Size	10 ga.	7 ga.	Urethane Lined
 2" reduction 6" tall	8" to 4"			
	6-5/8" to 6"			
	8" to 8"			
	8" to 4"			
	8-5/8" to 8"			
	10" to 8"			
	10" to 6"			
	10-3/4" to 10"			
	12" to 10"			
	12" to 8"			
 4" reduction 12" tall	12-3/4" to 12"			
	14" to 12"			
	14" to 10"			
	16" to 14"			
	16" to 12"			
	18" to 18"			
	18" to 14"			
	20" to 18"			
	20" to 16"			
	24" to 20"			
Custom sizes available.				

SPECIFICATIONS

ANGLE RINGS



3, 4 & 5" 10 ga. stamped, 1" x 1" angle rings with 9/32" holes.
 6" thru 11" are rolled angle iron, 1-1/4" x 1-1/4" x 1/8" with 13/32" x 5/8" holes.
 10-7/8" and 12" thru 24" are rolled angle iron, 1-1/2" x 1-1/2" x 3/16" with 7/16" holes.
 25" thru 72" are rolled angle iron, 2" x 2" x 3/16" with 7/16" holes.
 84" and 96" are rolled angle iron 3" x 3" x 1/4" with 7/16" holes.

Minimum set-up charge for special angle rings is . . .

Size	Weight	Inside Diameter	Bolt Circle B.C.	Number of Holes	Size	Weight	Inside Diameter	Bolt Circle B.C.	Number of Holes
3"	.7	3 1/16"	4 1/4"	6	32"	20.0	32 3/16"	34 1/2"	28
4"	1.2	4 1/16"	5 1/4"	8	33"	21.3	33 3/16"	35 1/2"	28
5"	1.3	5 1/16"	6 1/4"	8	34"	22.5	34 3/16"	36 1/2"	28
6"	1.8	6 1/16"	7 1/2"	12	35"	23.8	35 3/16"	37 1/2"	32
6-3/4"	2.0	6 3/4"	8 1/8"	12	36"	25.0	36 3/16"	38 1/2"	32
7"	2.1	7 1/8"	9 1/2"	12	37"	26.3	37 3/16"	39 1/2"	32
8"	2.5	8 1/16"	10 1/2"	16	38"	27.5	38 3/16"	40 1/2"	36
8-3/4"	2.7	8 3/4"	11 1/8"	16	39"	28.8	39 3/16"	41 1/2"	36
9"	2.8	9 1/8"	12 1/2"	16	40"	30.0	40 3/16"	42 1/2"	36
10"	3.2	10 1/16"	13 1/2"	20	41"	31.3	41 3/16"	43 1/2"	36
10-7/8"	3.3	10 7/8"	14 1/8"	20	42"	32.5	42 3/16"	44 1/2"	40
11"	3.4	11 1/8"	15 1/8"	20	43"	33.8	43 3/16"	45 1/2"	40
11-7/8"	3.5	11 7/8"	16 1/4"	24	44"	35.0	44 3/16"	46 1/2"	40
12"	3.6	12 1/8"	17 1/2"	24	45"	36.3	45 3/16"	47 1/2"	40
12-7/8"	3.7	12 7/8"	18 1/8"	24	46"	37.5	46 3/16"	48 1/2"	40
13"	3.8	13 3/16"	19 1/4"	24	47"	38.8	47 3/16"	49 1/2"	44
14"	4.2	14 1/8"	20 1/2"	24	48"	40.0	48 3/16"	50 1/2"	44
15"	4.5	15 3/16"	21 1/2"	24	49"	41.3	49 3/16"	51 1/2"	44
16"	4.8	16 1/8"	22 1/8"	24	50"	42.5	50 3/16"	52 1/2"	48
17"	5.1	17 3/16"	23 1/8"	24	52"	45.0	52 3/16"	54 1/2"	48
18"	5.4	18 1/8"	24 1/8"	24	54"	47.5	54 3/16"	56 1/2"	48
19"	5.7	19 3/16"	25 1/8"	24	56"	50.0	56 3/16"	58 1/2"	48
20"	6.0	20 1/8"	26 1/8"	24	58"	52.5	58 3/16"	60 1/2"	48
21"	6.3	21 3/16"	27 1/8"	24	60"	55.0	60 3/16"	62 1/2"	48
22"	6.6	22 3/16"	28 1/8"	24	62"	57.5	62 3/16"	64 1/2"	48
23"	6.9	23 3/16"	29 1/8"	24	64"	60.0	64 3/16"	66 1/2"	48
24"	7.2	24 3/16"	30 1/8"	24	66"	62.5	66 3/16"	68 1/2"	48
25"	7.5	25 3/16"	31 1/2"	24	68"	65.0	68 3/16"	70 1/2"	48
26"	7.8	26 3/16"	32 1/2"	24	70"	67.5	70 3/16"	72 1/2"	48
27"	8.1	27 3/16"	33 1/2"	24	72"	70.0	72 3/16"	74 1/2"	48
28"	8.4	28 3/16"	34 1/2"	24	74"	72.5	74 3/16"	76 1/2"	48
29"	8.7	29 3/16"	35 1/2"	24	76"	75.0	76 3/16"	78 1/2"	48
30"	9.0	30 3/16"	36 1/2"	24	78"	77.5	78 3/16"	80 1/2"	48
31"	9.3	31 3/16"	37 1/2"	24	80"	80.0	80 3/16"	82 1/2"	48

(Larger sizes available. 46" is largest UFG-able.) (Flat flanges are punched to match angle flanges.)


SQUARE SPOUTING & RECTANGULAR SPOUTING

Standard 10' lengths, 12 gauge construction with removable lid, flanged, or welded seam square spouting. AR liners skip welded. All liners bottom and half way up sides. Custom lining configurations available. (See lining information page 13.)



WELDED SEAM SQUARE SPOUT

Size	For 10 ga. Add	7 ga. Add	Unflanged	Flanged
6"				
8"				
10"				
12"				
14"				
16"				
18"				
20"				
24"				
30"				
36"				



REMOVABLE LID SQUARE SPOUTING

Removable Lid Unlined	7 ga. AR Lined	1/4" UHMW Lined	1/4" Expanded Metal Backed Urethane Lined	5/16" Expanded Metal Backed Urethane Lined	5/16" Ceramic Chip Expanded Metal Backed Urethane Lined	1/4" Ceramic Tile
-----------------------	----------------	-----------------	---	--	---	-------------------

We manufacture square or rectangular spouting in a broad range of sizes and gauges. Call us with your specifications.

SQUARE FLANGES, PUNCHED

(See punch pattern and bolting information page 31.)



Screw conveyor flanges and specials available

Size	Flat Flange	Angle Iron
6"	1-1/4" x 3/16"	
8"	1-1/4" x 3/16"	
10"	1-1/4" x 3/16"	
12"	1-1/2" x 3/16"	
14"	1-1/2" x 3/16"	
16"	1-1/2" x 3/16"	
18"	1-1/2" x 3/16"	
20"	1-1/2" x 3/16"	
22"	1-1/2" x 3/16"	
24"	1-1/2" x 3/16"	
30"	2" x 2" x 3/16"	
36"	2" x 2" x 3/16"	

SQUARE FIXED ELBOW, HIP STYLE, 45°

Size	10 ga.	7 ga.	Urethane Lined	1/4" Ceramic Tile Lined
8"				
10"				
12"				
14"				
18"				
20"				
24"				

Inside leg 4" long

SQUARE TURNDOWN FOR LOAD-OUT SPOUT



Size	Price
8" & 8"	
10"	
12"	
14"	
16"	
18"	

SQUARE HINGE FOR LOAD-OUT SPOUT



Size	Price
8"	
10"	
12"	
14"	
16"	
18"	

5 PIECE ADJUSTABLE SQUARE ELBOW




Size	7 ga.	10 ga. Lined w/Urethane
8"		
10"		
12"		
14"		
16"		
18"		

SQUARE EXPANSION JOINTS

Size	7 ga.	10 ga. Lined w/7 ga. AR
6"		
8"		
10"		
12"		
14"		
16"		
18"		
20"		

SQUARE BRANCHES



Urethane 1/4" Ceramic Lined Tile Lined

45° Offset	Size	10 ga.	7 ga.
	6"		
	8"		
	10"		
	12"		
	14"		
	16"		
	18"		
	20"		
	24"		



45° Three Way	Size	10 ga.	7 ga.	Urethane Lined	1/4" Ceramic Tile Lined
	6"				
	8"				
	10"				
	12"				
	14"				
	16"				
	18"				
	20"				
	24"				

Often used in conjunction with manual, electric or air gates to form shut-off valves. Add gates on page 8 for shut-offs. Consult factory for synchronization.

URETHANE LINED ROUND SPOUTING



Spouting is lined with 1/4" expanded metal back urethane.

- 10' section of 8" 10 gauge is
- 10' section of 10" 10 gauge is
- 10' section of 12" 10 gauge is
- 10' section of 14" 10 gauge is
- 10' section of 16" 10 gauge is
- 10' section of 18" 10 gauge is

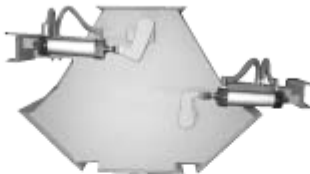
THE ADVANTAGES OF LINED ROUND SPOUT:

1. You can use standard lined round elbows.
2. You can use standard truss kits.
3. It can be turned after wear takes place.

STANDARD ELECTRIC OFFSET VALVE



THREE WAY VALVE, PAN TYPE AIR OPERATED




STANDARD AIR OFFSET VALVE



PREMIUM ELECTRIC OFFSET VALVE



THREE WAY VALVE, PAN TYPE ELECTRIC OPERATED



PREMIUM OFFSET AIR VALVE
 Air cylinder and solenoids



ELECTRIC & AIR GATES

Add on to any Gate 8" to 24". For larger sizes consult factory.
 All electric & air gates have safety covers included in electric & air add on pricing.
 The electric add on pricing includes high density plastic rollers as a standard feature for standard ceiling gates.

ELECTRIC GATE — ACTUATOR DRIVE

For heavy duty 1/3 h.p. actuator, totally enclosed, 110 volt. add \$ ____
 For heavy duty 1/3 h.p. actuator,
 totally enclosed, 240-480 volt three phase add \$ ____
 Same as above, explosion proof, 110 volt add \$ ____
 Same as above, explosion proof, 240-480 volt three phase add \$ ____

ELECTRIC GATE — GEAR HEAD MOTOR DRIVE

Gear head motor drive, totally enclosed, 110 volt. add \$ ____
 Gear head motor drive, totally enclosed,
 240-480 volt three phase. add \$ ____
 Same as above, explosion proof, 110 volt add \$ ____
 Same as above, explosion proof, 240-480 volt three phase add \$ ____

AIR GATES

Air operated with totally enclosed
 110 volt solenoid and cylinder,
 with automatic close on electrical failure add \$ ____
 Two totally enclosed position indicator switches add \$ ____
 Air operated with explosion proof
 110 volt solenoid and cylinder,
 with automatic close on electrical failure add \$ ____
 Two explosion proof position indicator switches add \$ ____
 Air cylinder only, mounted add \$ ____

PERCENTAGE METERS

Non explosion proof Consult Factory
 Explosion proof Consult Factory

ELECTRIC ACTUATOR DRIVE PREMIUM GATE



ELECTRIC GEAR HEAD DRIVE ROLLER GATE



AIR SLIDE GATE Air Cylinder Only



AIR SLIDE GATE With Cylinder and Solenoid



AIR SLIDE GATE With Cylinder, Solenoid & Switches



Cable and Accessories

CABLE & GUY WIRE, GALVANIZED

7/19 CONSTRUCTION



3/16ths Per Foot
 3/16ths for 1,000' roll
 3/8ths Per Foot
 3/8ths for 1,000' roll

CABLE TIGHTENERS, GALVANIZED

These anti-twist take-ups are 5/8" diameter zinc plated steel with heavy duty load bar. Threaded for 12" take-up.



Price

CABLE CLIPS, GALVANIZED



Size	Price
3/16"	
3/8"	

CABLE HANDLES



HOT HOUSE PULLEYS



SIDE PULLEYS

